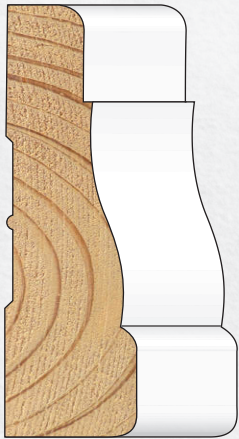


Primed Finger-Joint Pine Mouldings


Casing



#WM356
Casing
11/16" x 2-1/4"



#LW444
Casing
11/16" x 3-1/4"



#JM412
Casing
11/16" x 3-1/2"



S4S Boards

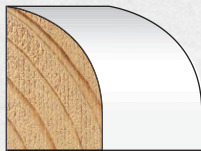
Available in

1x4 23/32" x 3-1/2"


1x6 23/32" x 5-1/2"

1x8 23/32" x 7-1/4"

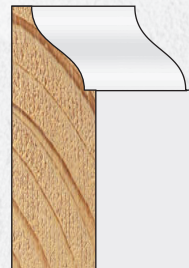
Shoe, Stop & Lattice



#WM126
Base Shoe
1/2" x 3/4"




#WM876
RE Stop
7/16" x 1-3/8"



#WM936
OG Stop
7/16" x 1-3/8"



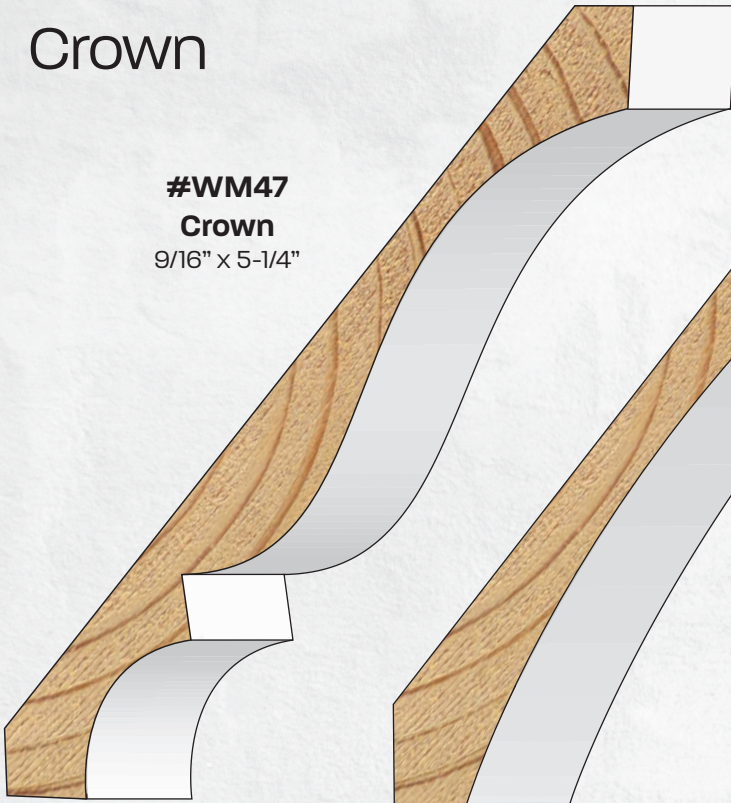
#WM265
Lattice
1/4" x 1-3/4"



Primed Finger-Joint Pine Mouldings

Crown

#WM47
Crown
9/16" x 5-1/4"



#JM81
Cove
11/16" x 5-1/4"




Base



#LWM633
Base
7/16" x 3-1/4"



#WM620
Base
9/16" x 4-1/4"



#JM512
Base
1/2" x 5-1/2"

